

Opposing Viewpoints Resource Center Search Tips

Opposing Viewpoints Resource Center (OVRC) is a dynamic online library of current event topics – the facts, as well as the arguments of each topic’s proponents and detractors. OVRC provides comprehensive information on today’s social issues with content from the Greenhaven Press *Opposing Viewpoints* print series; *Information Plus*’ statistics and government documents; and social issue selections from Gale and Macmillan Reference USA reference sources.

HOW TO USE OPPOSING VIEWPOINTS RESOURCE CENTER

Use your library’s Internet browser to go to the *Opposing Viewpoints Resource Center* URL. At the home page, you will find several search options.

BASIC SEARCH BY TOPIC

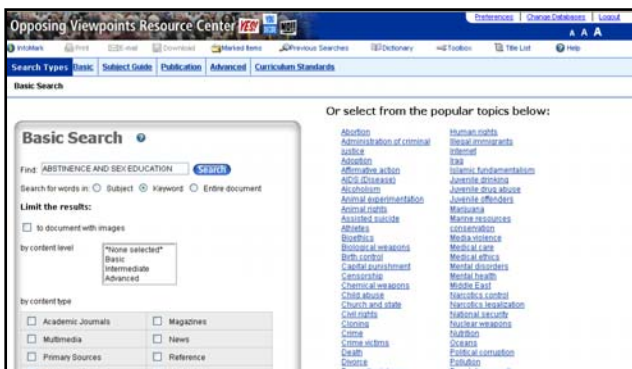
Click on a topic from the **Topics List** for immediate results, without having to enter a search term or visit intermediary screens. This list is only available from **Basic Search** mode.

BASIC SEARCH BY SUBJECT, KEYWORD, OR ENTIRE DOCUMENT

To broaden or narrow your search in one step, three types of searches are available from **Basic Search** mode.

- **SUBJECT SEARCH** – For common topics, enter your search term in the entry box, select the **Subject** radio button and then click “Search”.
- **KEYWORD SEARCH** – For less common terms such as proper nouns, repeat process but select **Keyword** search.
- **ENTIRE DOCUMENT SEARCH** – For jargon, new terminology or more abstract topics, repeat process but select **Entire Document** search to conduct the broadest search.

You may further narrow your results by limiting to documents with images, by content level and content type.



SUBJECT GUIDE SEARCH

Use **Subject Guide Search** when you want to browse a listing of subject terms. Type the subject word(s) in the search field and click on “Search”. You may further narrow your search using the limiters provided. Once you have executed the search, click on the hyperlinked subject term to see a list of results, or you may narrow your search by **Subdivision**. Click on **Related Subjects** to expand your search.

PUBLICATION SEARCH

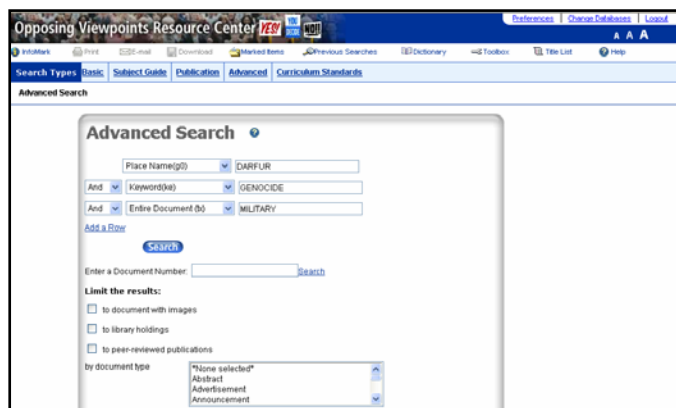
Publication Search is best used when you would like to browse and view the contents of a specific publication.

ADVANCED SEARCH

Use **Advanced Search** for:

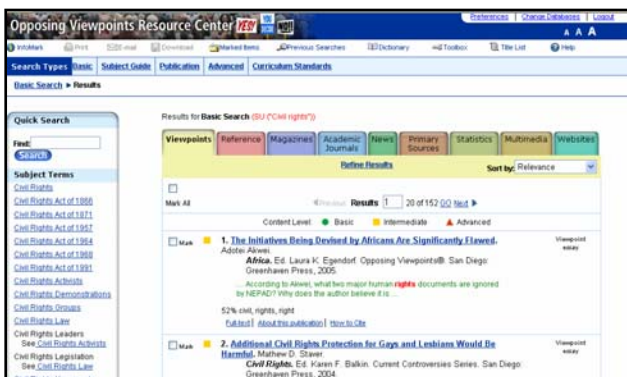
- Finding a specific article, when you already know the title, publication name or author
- Locating all articles by a specific author or journalist
- Retrieving all articles from a certain journal
- Combining your terms with Boolean operators and index fields

Enter the term(s) in an index field. Boolean operators, **and**, **or** and **not** let you connect up to ten terms or you may limit your search even further by selecting one or more of the search limiters provided.



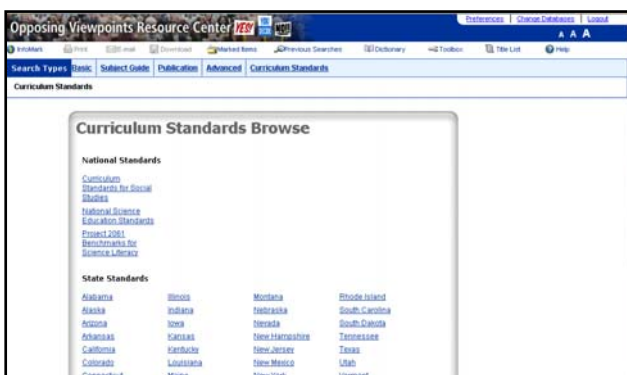
VIEWING YOUR RESULTS

Once you execute a successful search, you will view a results list. Scan the list of titles to locate one to fit your research needs. To use your results list click on the hyperlinked text to read the document. You may also view reference, magazines, academic journals, news, creative works, primary sources, and multimedia results by clicking on the tabs at the top of the search results list. Tabs with no results are "grayed out" and will not work.

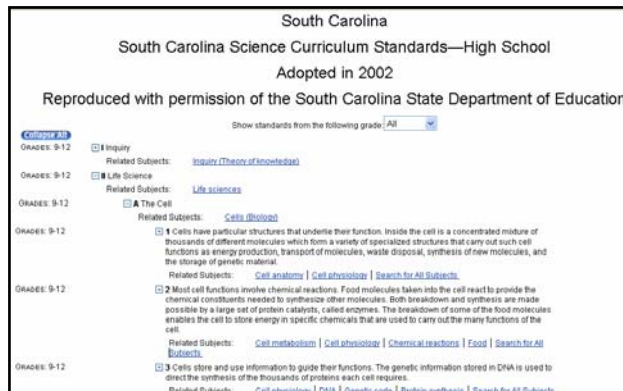


CURRICULUM STANDARDS SEARCH

Use the **Curriculum Standards** search if you are looking for content in the *Opposing Viewpoints Resource Center* database that correlates with National and/or State Educational curriculum standards.



Choose **Curriculum Standards** from the database toolbar. Choose the set of standards you wish to view. Further narrow your search by selecting the specific subject area and grade level. Click a plus sign (+) to expand (show) sublevels or click a minus sign (-) to collapse (hide) a level. When a curriculum standard has been fully expanded, you'll find links to **Related Subjects** which will take you to content that supports the educational standard you are viewing as depicted in the picture in the next column over.



TOOLS

On the home page and throughout subsequent screens, you will find additional tools to assist you. They include:

- Merriam-Webster's Collegiate **Dictionary** for immediate lookups
- A **Toolbox** that holds the "must haves" for a great paper, presentation, or research project: the *Research Guide* and *Research Tools*
- **Email, Print, and Download** buttons
- **InfoMarks** indicating web pages operating on persistent URLs
- A link to access and edit your **Previous Searches**
- A link to access the database **Title List**
- And a **Help** screen



If you require further assistance with *Opposing Viewpoints Resource Center*, please consult your librarian.