

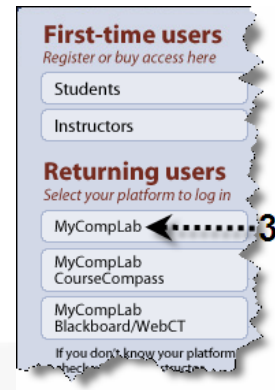
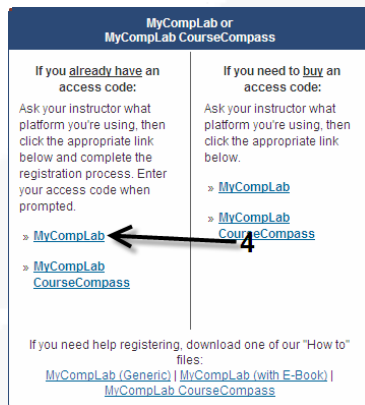


## Library Tech Support How-To:

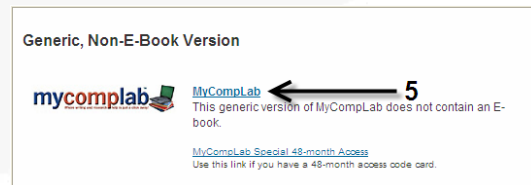
# LOGIN TO MYCOMPLAB.COM P. 1

\*\* Note: This How-To document assumes that you have already registered using the access code. If you have not already registered, please see your Instructor for those instructions. \*\*

1. Open Microsoft Internet Explorer.
2. In the Address bar type [www.mycomplab.com](http://www.mycomplab.com).
3. Click **MyCompLab** under **Returning users**. (shown on right)
4. In the box shown below, click » [MyCompLab](#).



5. Click [MyCompLab](#) in the box shown right.



6. A new window will pop-up prompting you to enter a username and password. Enter the username and password you entered when you registered with MyCompLab the first time.

